



JOURNEY OF JESUS

A Holy Week Family Devotional Guide
Follow the steps of Jesus as we anticipate Easter Sunday.
April 5 - 12, 2020

HE IS NOT HERE; HE HAS RISEN! - LUKE 24:6A

North Atlanta Children's Ministry
North Atlanta Church of Christ | 5676 Roberts Dr | Atlanta, GA 30338
www.lovefirst.org | 770.399.5222



Dear Parents, Grandparents, and Caregivers:

These are meant to be simple devotionals for your family to do together as we move toward Easter Sunday. I have tried to make it accessible to all ages, but I know there will be some parts that are a little advanced for younger children and other parts that will feel too simplistic for our older children. Please feel free to modify these to work however you need them to.

As part of this Devotional Book, there is a Journey of Jesus Map. It is meant to be used each night to help you see where you are in the story, where you have been in the story, and where you are going. There is also an included Jesus Figure that can be attached to a toilet paper tube and act as a marker for your map. Likewise, you can use a stone with the letter "J" written on it, a decorative miniature cross, etc. Anything that can represent Jesus to you will work.

As you look through this, if you have questions on how to make changes to the devotional or would like other ideas to fit your specific age group, please do not hesitate to ask. You can reach me at nacm@lovefirst.org.

Before you do your devotional with your family unit each day, take about 5-10 minutes to read through the day's devotional. This will help it go more smoothly.

As you complete some of these devotionals, it would be great for your family to share pictures of this on either our Instagram or FB group or both. Use the hashtag [#lovefirstkids](https://www.instagram.com/lovefirstkids). I would love to see your family in action!

Love First,
Jennifer Schroeder
nacm@lovefirst.org

SUPPLY LIST

We know trips to the grocery store are infrequent right now, and so here is a supply list based on day. These devotionals can still be done even if you don't have all of the supplies you need.

- Multiple Days Paper
Scissors
Crayons, markers, pens, pencils, etc.
Tape
Stapler
Glue stick
Permanent marker

- Sunday (4.5) Toilet paper tube
Green construction paper (optional - regular paper works as well)

- Monday Different colors of paper (optional - regular paper works as well)

- Tuesday Mini pretzels
Candy melts or chocolate chips or almond bark
Ziploc bag
Wax paper

- Wednesday Black construction paper (optional - regular paper works as well)
White crayons or gel pens or light colored pencils (optional)

- Thursday Picnic dinner

- Friday Paper towel
Washable markers



- Saturday Lily (if you would like to deliver a lily to someone)
Painters or masking tape
Sidewalk chalk

- Sunday (4.12) 12 plastic eggs
1 10-ounce package jumbo refrigerated crescent rolls
Sugar
Cinnamon
Marshmallows
Butter

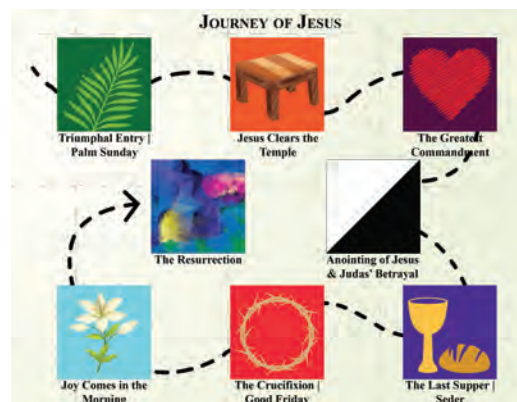
JOURNEY OF JESUS

Jesus Figure

Either one or both of these can be cut out and glued to a toilet paper tube (one to the front side and one to the back side) to represent your Jesus Figure for your Journey of Jesus Map. You can also choose to use something else to represent Jesus.



Your Journey of Jesus Map (which looks like this) is on the following page.



JOURNEY OF JESUS



Triumphal Entry |
Palm Sunday




Jesus Clears the
Temple



The Greatest
Commandment



The Resurrection



Anointing of Jesus
& Judas' Betrayal



Joy Comes in the
Morning



The Crucifixion |
Good Friday



The Last Supper |
Seder

SUNDAY, APRIL 5



LESSON: THE TRIUMPHAL ENTRY | PALM SUNDAY
SCRIPTURE: JOHN 12:12-19; ZECHARIAH 9:9

SUPPLIES:

- Journey of Jesus Map Supplies
 - Toilet paper tube
 - Jesus figure cut out (or other representation of Jesus)
 - Journey of Jesus Map
- Palm frond template
- Paper or green construction paper
- Scissors
- Crayons

JOURNEY OF JESUS MAP:

Begin by creating your Jesus figure. You can either cut out the included Jesus figure, color it, and attach it to a toilet paper tube, or you can find something in your home (e.g., a smooth stone with a “J” written on it, a decorative cross, etc.) to represent Jesus as you move through Jesus’ final days.

Find a place to set out your Journey of Jesus Map so that it can remain in place for the next week. There is an impactful quality to daily seeing the final days of Jesus as we move toward the ultimate moment in our Christian faith—the resurrection of Jesus.

After you complete your devotional time each day, you will move your Jesus figure to the next spot on the Journey of Jesus Map. You can also use this map to remember the previous days’ devotional lessons.

DEVOTIONAL:

Begin by either reading the story of the Triumphal Entry in the Bible, in a Bible Storybook, or watch it using the attached video.

- Bible: John 12:12-19
- *The Beginner’s Bible*: “The True King” – p. 427

- Video: <https://www.youtube.com/watch?v=ITmbTuutBgg>

The Bible tells us that the people of Jerusalem shouted, “Hosanna!” which is a way that we show praise and joy.

- Why do you think the people were shouting, “Hosanna!” as Jesus entered the city?
- If Jesus entered the room right now, what would you say?
- How would you feel to see Jesus?

Read Zechariah 9:9.

*Rejoice greatly, Daughter Zion!
Shout, Daughter Jerusalem!
See, your king comes to you,
righteous and victorious,
lowly and riding on a donkey,
on a colt, the foal of a donkey.*

What do you recognize about that verse? Is it similar to John 12:15? It is. Zechariah was a prophet that was alive a long time before Jesus was even born, way back in the Old Testament. How do you think he knew this was going to happen? Zechariah knew because God told him. God knew long before Jesus walked the earth that Jesus would be the Savior and Messiah. Do you remember how we always talk about the stories in the Old Testament are leading us to Jesus?

The people were excited to see Jesus, and praised and honored him by covering the ground with palm branches and shouting: “Hosanna! Blessed is he who comes in the name of the Lord! Blessed is the king of Israel!” But even though they were so happy to see Jesus, they could not even imagine what all was about to happen and what a truly great “king” (or Savior) Jesus was about to be .

Move your Jesus Figure to the TRIUMPHAL ENTRY spot on the Journey of Jesus Map.

ACTIVITY:

Making Palm Fronds (Palm Leaves)

- Supplies
 - Template
 - Scissors
 - Paper or green construction paper
 - Crayons
- Directions
 - Fold your paper in half (like a hot dog) and lay the straight edge of the palm leaf template against the folded edge.
 - Trace your template onto your paper.
 - Cut out your palm frond being careful not to cut down the middle of the folded paper.
 - Unfold your paper and color it green (if you didn't use green construction paper) and then use scissors to cut slits in the frond.
 - Make as many of these as you would like and then place them on the ground and say, "Hosanna! Blessed is he who comes in the name of the Lord!"
 - Adults, make sure to make some for yourself too!



ACTIVITY:

Palm Praise: Praise Ye the Lord

- Song Link: - Search Praise Ye the Lord on Spotify or Apple Music
https://open.spotify.com/track/4SP0i3QLu13vdGrKBnVUTr?si=5dGLqxKXR_uAf2G10X4uHQ
- Music Link: https://sermons4kids.com/storage/142/hallelu_hallelu_score.pdf
- Supplies
 - Palm Fronds that you made.
- Directions
 - As you sing "Hallelu, Hallelu, Hallelu, Hallelujah" wave your hands over your head with palm leaves shaking.
 - When you sing, "Praise ye the Lord," bend down to the ground and lay your palm leaves down.
 - Repeat or divide into groups and alternate parts.
 - Have one group stand and sing, "Hallelu, Hallelu, Hallelu, Hallelujah." They sit down as the other group stands and sings, "Praise ye the Lord." Continue alternating in this manner until the last "Praise ye the Lord" in which all stand and sing together.

PRAYER:

Thank God for sending Jesus and for knowing what we need long before we do.

SCRIPTURE REFERENCE:

John 12:12-19

¹²The next day the great crowd that had come for the festival heard that Jesus was on his way to Jerusalem. ¹³They took palm branches and went out to meet him, shouting,

“Hosanna!”

“Blessed is he who comes in the name of the Lord!”

“Blessed is the king of Israel!”



¹⁴ Jesus found a young donkey and sat on it, as it is written:

¹⁵ “Do not be afraid, Daughter Zion;
see, your king is coming,
seated on a donkey’s colt.”

¹⁶ At first his disciples did not understand all this. Only after Jesus was glorified did they realize that these things had been written about him and that these things had been done to him.

¹⁷ Now the crowd that was with him when he called Lazarus from the tomb and raised him from the dead continued to spread the word. ¹⁸ Many people, because they had heard that he had performed this sign, went out to meet him. ¹⁹ So the Pharisees said to one another, “See, this is getting us nowhere. Look how the whole world has gone after him!”

PALM FROND TEMPLATES



MONDAY, APRIL 6



LESSON: JESUS CLEARS THE TEMPLE
SCRIPTURE: MATTHEW 21:12-17

SUPPLIES:

- Journey of Jesus Map and Jesus Figure
- Markers, pens, pencils, or crayons
- Paper

JOURNEY OF JESUS MAP:

Your Jesus Figure begins on the TRIUMPHAL ENTRY spot for today's devotional. The Journey of Jesus Map can also be used to remember the previous days' devotional lessons.

DEVOTIONAL:

Discuss the following:

- What does it mean to love God and love each other?
- What does it mean to show respect for God and show respect for each other?
- What might make Jesus angry?

After your initial discussion, either read the story of Jesus Clears the Temple in the Bible (or see scripture references below) or watch it using the attached video.

- Bible: Matthew 21:12-17
- Video: <https://www.youtube.com/watch?v=g01Mlx0HR9U>

This is an unusual story in Jesus' final days, but an important one. In verses 12 and 13, we read that Jesus enters the temple courts and sees that the temple courts are being used in the way that God never intended. The temple is supposed to be a house of prayer and worship, and instead there were people in there dishonestly selling things and cheating people. This makes Jesus very mad. He overturns tables and is filled with righteous anger. His life is committed to honoring God, and this is not what is happening here.

Then, in verse 14, we see that the blind and lame come to him at the temple and Jesus heals them. This makes the officials very angry, because the blind and lame were forbidden from coming into the temple courts, but Jesus welcomes them in and heals them even though Jewish law forbids it.

These two actions show that Jesus will always choose to honor and respect God. He shows this by clearing the temple when people weren't acting the way they should, and he shows this by healing the sick even though the officials want nothing to do with these people. Jesus shows us that loving other people and doing the right thing are always the most important.

Move your Jesus Figure to the JESUS CLEARS THE TEMPLE spot on the Journey of Jesus Map.

ACTIVITY:

Honor God Chain

- Supplies
 - Markers, pens, pencils, or crayons
 - Paper- cut into strips
- Directions
 - Brainstorm different ways you can show honor, respect, and love for God and each other in your lives. Write one of those on each strip and link them together to form a paper chain. Put the paper chain around your Journey of Jesus Map and look back at that throughout the week!



PRAYER:

Ask God to help you always show love, honor, and respect in everything you do. Thank God for sending Jesus to give you this example to follow.

SCRIPTURE REFERENCE:

Matthew 21:12-17

¹² Jesus entered the temple courts and drove out all who were buying and selling there. He overturned the tables of the money changers and the benches of those selling doves. ¹³ “It is written,” he said to them, “My house will be called a house of prayer,’ but you are making it ‘a den of robbers.’”

¹⁴ The blind and the lame came to him at the temple, and he healed them. ¹⁵ But when the chief priests and the teachers of the law saw the wonderful things he did and the children shouting in the temple courts, “Hosanna to the Son of David,” they were indignant.

¹⁶ “Do you hear what these children are saying?” they asked him.

“Yes,” replied Jesus, “have you never read,

“From the lips of children and infants
you, Lord, have called forth your praise’?”

¹⁷ And he left them and went out of the city to Bethany, where he spent the night.

TUESDAY, APRIL 7



LESSON: THE GREATEST COMMANDMENT
SCRIPTURE: MATTHEW 22:34-40

SUPPLIES:

- Journey of Jesus Map and Jesus Figure
- Mini pretzels
- Candy melts, chocolate chips, or almond bark
- Ziploc bag
- Wax paper
- Cookie sheet

JOURNEY OF JESUS MAP:

Your Jesus Figure begins on the JESUS CLEARS THE TEMPLE spot for today's devotional. The Journey of Jesus Map can also be used to remember the previous days' devotional lessons.

DEVOTIONAL:

Begin by reading Matthew 22:34-40 from the Bible (or see scripture references below).

One day all of the rule followers wanted to know what Jesus thought was the most important rule of all. They asked Jesus, "What is the greatest commandment?" They probably expected Jesus to say that the most important thing was keeping a law, like the Ten Commandments or keeping the Sabbath or something like that, but Jesus had a better answer than that. Jesus' answer was about love.

Jesus says, "Love the Lord your God with all your heart, soul, and mind." He also says, "Love your neighbor as yourself." It is as simple as love God and love others. That is what Jesus says is the greatest commandment.

- What does it mean to love God with all of our heart, soul, and mind?
- What does it mean to love our neighbor as ourselves?
- Why do you think the rule followers (the Pharisees) were asking Jesus these questions?
- How do you think the Pharisees felt when they were asking Jesus these questions?

The Pharisees (the rule followers) were trying to catch Jesus saying something wrong. By this point, they did not like Jesus, and they were worried that he was seen as a king or ruler. But rather than get angry at the Pharisees, Jesus used their own words to answer their question. He reminded them about one of their own laws—loving God with all of who they are—and told them that love was the greatest commandment.

And we know through this story that loving God and loving others is the greatest commandment that should be a part of our lives every day.

Move your Jesus Figure to THE GREATEST COMMANDMENT spot on the Journey of Jesus Map.

ACTIVITY:

Pretzel Hearts

- Link: <https://practicallyhomemade.com/white-chocolate-pretzel-hearts/>
- Supplies
 - Mini pretzels
 - Candy melts, chocolate chips, or almond bark
 - Ziploc bag
 - Wax paper
 - Cookie sheet
- Directions
 - Place pretzels on a cookie sheet lined with wax paper
 - Microwave candy melts/chocolate chips/almond bark until completely melted.
 - Then gently pour into the openings of the pretzels to fill in each pretzel hole with the chocolate. You can use a piping bag (or Ziploc bag), a squirt bottle, or measuring cup to fill the pretzels.
 - Use sprinkles to give some color.
 - Cool completely in the refrigerator until the chocolate hardens.
- Share these with someone to let them know how much you love them. As you make them, discuss the importance of loving God and loving others.
- Other simple ways of doing something similar would be heart shaped sugar cookies or using a heart shape cookie cutter to cut out a piece of bread and making cinnamon toast with that bread.



GAME:

Phone Call

- Directions
 - Have your family sit in a circle (or sit in a line) and very quietly whisper one of the following messages into one person's ear. Instruct them to quietly pass that message along to the next person and so on. When the last person has heard the message, ask them what the message was. More than likely, it is not what you originally said.
 - "I love to show love to the people I love."
 - "You love me and I love you, but who's going to love the kangaroo."
 - L.O.V.E. that spells love for you and me."
 - Remind your family that in today's devotional the message that love is the most important thing, and Jesus clearly tells the rule followers (the Pharisees) what that message is.

PRAYER:

Thank God for loving us so much that God sent Jesus to this earth to save us from our sins. Also, ask God to help you show others the same type of complete love that God shows us.


SCRIPTURE REFERENCE:

Matthew 22:34-40

³⁴ Hearing that Jesus had silenced the Sadducees, the Pharisees got together. ³⁵ One of them, an expert in the law, tested him with this question: ³⁶ "Teacher, which is the greatest commandment in the Law?"

³⁷ Jesus replied: "Love the Lord your God with all your heart and with all your soul and with all your mind.' ³⁸ This is the first and greatest commandment. ³⁹ And the second is like it: 'Love your neighbor as yourself.' ⁴⁰ All the Law and the Prophets hang on these two commandments."

WEDNESDAY, APRIL 8



LESSON: ANOINTING OF JESUS AND JUDAS' BETRAYAL
SCRIPTURE: MARK 14:3-11

SUPPLIES:

- Journey of Jesus Map and Jesus Figure
- Black paper or black construction paper
- White crayons or gel pens or light colored pencils
- White paper
- Tape
- Scissors
- Crayons

JOURNEY OF JESUS MAP:

Your Jesus Figure begins on THE GREATEST COMMANDMENT spot for today's devotional. The Journey of Jesus Map can also be used to remember the previous days' devotional lessons.

DEVOTIONAL:

Begin by reading Mark 14:3-11 from the Bible (or see scripture references below). Talk about all that you read in the story.

- How did Jesus respond to the people after they said all of those things about what the woman did?
- What did the woman show with her actions?
- There is a big difference between the woman's actions and Judas' actions in verses 10-11. What does Judas show with his actions?
- What are some ways we can show our love and devotion to Jesus?


There is an example of love and there is an example of betrayal in this story. Those are completely opposite actions. The woman shows Jesus her love and devotion, and then Judas betrays Jesus. Our actions should always show how much we love Jesus. The word anointing simply means to pour over. The word betrayal means to reveal something in a disloyal way.

Move your Jesus Figure to the ANOINTING OF JESUS AND JUDAS" BETRAYAL spot on the Journey of Jesus Map.

ACTIVITY:

- Supplies
 - Black paper or black construction paper
 - White crayons or gel pens or light colored pencils
 - White paper
 - Tape
 - Scissors
 - Crayons
- Note
 - This activity can be done with black and white paper or you can simply use white paper. See the example pictures below.
- Directions
 - Cut both sheets of paper in half.
 - On the black sheet, draw a picture of Judas.
 - On the white sheet, draw a picture of the woman.
 - At the bottom of the white sheet, write "ANOINT" and at the bottom of the black sheet, write "BETRAY." Talk about the differences in these words and how they do or don't show love.
 - If you are doing this only on white paper, then you can simply make a fold in the paper.





PRAYER:

Thank God for sending Jesus, and then ask God to help you always shows how much love Jesus through your actions. Ask God to help you be more like the woman in this story.

SCRIPTURE REFERENCE:

Mark 14:3-11

³While he was in Bethany, reclining at the table in the home of Simon the Leper, a woman came with an alabaster jar of very expensive perfume, made of pure nard. She broke the jar and poured the perfume on his head.

⁴Some of those present were saying indignantly to one another, "Why this waste of perfume? ⁵It could have been sold for more than a year's wages and the money given to the poor." And they rebuked her harshly.

⁶"Leave her alone," said Jesus. "Why are you bothering her? She has done a beautiful thing to me.⁷The poor you will always have with you, and you can help them any time you want. But you will not always have me. ⁸She did what she could. She poured perfume on my body beforehand to prepare for my burial. ⁹Truly I tell you, wherever the gospel is preached throughout the world, what she has done will also be told, in memory of her."

¹⁰Then Judas Iscariot, one of the Twelve, went to the chief priests to betray Jesus to them. ¹¹They were delighted to hear this and promised to give him money. So he watched for an opportunity to hand him over.

THURSDAY, APRIL 9



LESSON: THE LAST SUPPER | SEDER
SCRIPTURE: JOHN 13:1-17

SUPPLIES:

- Journey of Jesus Map and Jesus Figure
- Picnic Dinner

JOURNEY OF JESUS MAP:

Your Jesus Figure begins on the ANOINTING OF JESUS AND JUDAS" BETRAYAL spot for today's devotional. The Journey of Jesus Map can also be used to remember the previous days' devotional lessons.

DEVOTIONAL:

Begin by either reading the story of the Triumphal Entry in the Bible, in a Bible Storybook, or watch it using the attached video.

- Bible: John 13:1-17
- *The Jesus Storybook Bible*: "The Servant King" - p. 286
- *The Beginner's Bible*: "Washing the Disciples' Feet" - p. 437; and "The Last Supper" - p. 442
- Video:
 - Washing of the Feet - <https://www.youtube.com/watch?v=bv5ajWNrnt4&t=72s>
 - The Last Supper - <https://www.youtube.com/watch?v=SigoALSS1R8&t=2s>

Jesus had a very special meal with his followers. It was a Passover Meal, and we call it the Last Supper. It was his last supper on earth with his disciples. He loved them very much, and during this meal, there were two very important moments that occurred.

After Jesus washes the disciples' feet, he tells them that one person in the room would decide that he did not want to follow Jesus anymore. None of them believed this could be true, but Jesus knew his time on earth was short.

Then Jesus had something very special he wanted to do. He took some bread, thanked God for it, broke off some pieces, and gave them to his followers. He said to them, "Take this bread. It is my body."

- Why would Jesus say that the bread was His body?

Jesus used the bread as a symbol of his body. He was reminding His disciples that His body would be broken when He died on the cross.

Then Jesus did the same thing with a cup of wine, thanked God for it, and offered it to his disciples. He asked his followers to remember how his blood will be shed for many. Jesus wanted them and us today to remember that He was going to die on the cross for everyone and come back to life.

- Why did Jesus have to die on the cross?

Jesus shows us the greatest form of love in the washing of the disciples' feet and the sacrificing of his body. And this is an example we think about each week during communion.

Move your Jesus Figure to THE LAST SUPPER | SEDER spot on the Journey of Jesus Map.

ACTIVITY:

Reclined Dinner

We know that dining room tables and chairs are something we use in our everyday lives that are most likely not the way Jesus and his disciples would have shared in the last supper. They probably sat on the floor, reclined, and ate from a low table. Tonight as your family has dinner, have a picnic! Sit on the floor, maybe lean up against pillows, and imagine that this is how Jesus and his disciples would have enjoyed their meal together. On the Thursday before Easter, Jesus celebrated the Passover with his disciples. They broke bread and drank grape juice wine, a gesture that we now recognize each week when we take communion.

Thank you, God, for choosing us to be your people. Thank you for making us holy through the blood of Jesus and helping us to remember Him as we celebrate His Last Supper. As your family enjoys dinner together, review the foods that would be typically eaten at a Passover Meal.

UNLEAVENED BREAD:

We eat flat bread, like a cracker or a pita because we remember Jesus. Sin is like the yeast, puffs us up and makes us feel bigger and better than we are. Unleavened bread has no yeast, like

Jesus, who was never puffed up with sin. Flat bread also reminds us that when the Israelites escaped from slavery they had to leave fast and didn't have time to let the bread rise.

BITTER HERBS:

Bitter Herbs like horseradish, remind us of the bitterness of slavery the Israelites suffered under the Pharaoh. We also remember all the people who have suffered or died so that we may worship Jesus freely and how Jesus took on all the bitterness of our sins

PARSLEY & SALT WATER:

Parsley reminds us of the branches that the Israelites used to wipe lamb's blood on their door frames so that the angel of death would know to pass over their homes. It also reminds us of the new life we find in Jesus. We dip our parsley in salty water to remember the salty tears the Israelites cried as they painted their door frames.

HAROSSET:

We eat this sweet apple sauce to remember all the bricks and mortar the Israelites slaves made while they did work for Pharaoh's work. Its sweetness reminds us of the hope we have in eternal life with Jesus.

BEITZAH:

This is an egg, its used to symbolize life and hope that God's people would continue to have after they were delivered out of slavery. Because Jesus died for us on the cross we still have that hope today, that we will live forever in Heaven with Him.

MEAT ON A BONE:

Like a leg of lamb or any kind of meat. In the old testament, God required people to make animal sacrifices to show they were sorry for their sin and as a way to get closer to God. When Jesus died on the cross He became that sacrifice and now we can always be close to God

WINE:

This special juice is poured into 4 separate cups and represents 4 promises that were given to Moses in Exodus 6:6-7. God told Moses:

"I will bring you out"

"I will rescue you"

"I will redeem you"

"I will take you as my own"

Consider taking part in the traditional communion as a family at the end of your Passover dinner. *Read together, Matthew 26:26-28*

²⁶ While they were eating, Jesus took bread, and when he had given thanks, he broke it and gave it to his disciples, saying, "Take and eat; this is my body." ²⁷ Then he took a cup, and when he had given thanks, he gave it to them, saying, "Drink from it, all of you." ²⁸ This is my blood of the covenant, which is poured out for many for the forgiveness of sins. ²⁹ I tell you, I will not drink from this fruit of the vine from now on until that day when I drink it new with you in my Father's kingdom."

PRAYER:

Thank God for sending Jesus and ask Him to help us find ways to remember the sacrifice that Jesus made for us each day. Also ask God to give you the strength to demonstrate the same love and service of Jesus.

SCRIPTURE REFERENCE:

John 13:1-17

¹ It was just before the Passover Festival. Jesus knew that the hour had come for him to leave this world and go to the Father. Having loved his own who were in the world, he loved them to the end.

² The evening meal was in progress, and the devil had already prompted Judas, the son of Simon Iscariot, to betray Jesus. ³ Jesus knew that the Father had put all things under his power, and that he had come from God and was returning to God; ⁴ so he got up from the meal, took off his outer clothing, and wrapped a towel around his waist. ⁵ After that, he poured water into a basin and began to wash his disciples' feet, drying them with the towel that was wrapped around him.

⁶ He came to Simon Peter, who said to him, "Lord, are you going to wash my feet?"

⁷ Jesus replied, "You do not realize now what I am doing, but later you will understand."

⁸ "No," said Peter, "you shall never wash my feet."

Jesus answered, "Unless I wash you, you have no part with me."

⁹ "Then, Lord," Simon Peter replied, "not just my feet but my hands and my head as well!"

¹⁰ Jesus answered, "Those who have had a bath need only to wash their feet; their whole body is clean. And you are clean, though not every one of you." ¹¹ For he knew who was going to betray him, and that was why he said not every one was clean.

¹² When he had finished washing their feet, he put on his clothes and returned to his place. "Do you understand what I have done for you?" he asked them. ¹³ "You call me 'Teacher' and 'Lord,' and

rightly so, for that is what I am. ¹⁴ Now that I, your Lord and Teacher, have washed your feet, you also should wash one another's feet. ¹⁵ I have set you an example that you should do as I have done for you. ¹⁶ Very truly I tell you, no servant is greater than his master, nor is a messenger greater than the one who sent him. ¹⁷ Now that you know these things, you will be blessed if you do them.

FRIDAY, APRIL 10



LESSON: THE CRUCIFIXION | GOOD FRIDAY
SCRIPTURE: JOHN 19:17-30

SUPPLIES:

- Journey of Jesus Map and Jesus Figure
- Paper towel
- Permanent marker
- Washable markers
- A container of water

JOURNEY OF JESUS MAP:

Your Jesus Figure begins on THE LAST SUPPER | SEDER spot for today's devotional. The Journey of Jesus Map can also be used to remember the previous days' devotional lessons.

DEVOTIONAL:

Begin by either reading the story of the Triumphal Entry in the Bible, in a Bible Storybook, or watch it using the attached video.

- Bible: John 19:17-30
- *The Jesus Storybook Bible*: "The Sun Stops Shining" - p. 302
- *The Beginner's Bible*: "Jesus Is Arrested and Crucified" - p. 446
- Video: <https://www.youtube.com/watch?v=HL8R158Ujp4&t=180s> - Stop this video at the 3m50s mark.

When Jesus entered Jerusalem in the Triumphal Entry, it was with great joy. The people of Jerusalem were excited to see their king. This was the person that had been prophesied about hundreds of years before. However, there were many people that did not like him, so the Jewish leaders planned to have him arrested and killed.

They planned to do this to Jesus - the only perfect man on earth. The leaders accused Jesus of many things, but he had not done anything wrong.

- How does it make you feel when someone blames you for something that you did not do?
- What about if someone lies about you?

- How do you respond when someone does this?
- Do you try to defend yourself against this person?

Our natural reaction would be to get angry and defend ourselves, but the Bible tells us that Jesus did not try to defend himself.

He was hurt, and a crown of thorns was placed upon his head. He had to carry his own heavy cross up the hill. He suffered terrible pain, but he took it all without a word. Not only were soldiers physically hurting Jesus, but they were also being mean to him which had to have hurt him in his heart, and through it all, he just accepted what was being done to him.

- All that happened was bad. We read in the Bible that it was bad. So, then why do we call this day “good” when Jesus was crucified.
- What were Jesus’ last words?
- Why did Jesus have to die?
- In what way were you at the Crucifixion of Christ?

Move your Jesus Figure to THE CRUCIFIXION | GOOD FRIDAY spot on the Journey of Jesus Map.

ACTIVITY:

Jesus Takes Away Sin

- Supplies
 - Paper towel
 - Permanent marker
 - Washable markers
 - A container of water
- Directions
 - See attached directions page with pictures.
- Discuss
 - The heart with all of the marker on it is like our actual hearts, messy with sin. But through Jesus dying on the cross for us, all of that sin was taken away, which leaves us with a clean heart.

PRAYER:

Thank God for sending Jesus and ask God to help you not ever forget all that Jesus did for us when he died on the cross.

SCRIPTURE REFERENCE:

John 19:17-30

¹⁷ Carrying his own cross, he went out to the place of the Skull (which in Aramaic is called Golgotha). ¹⁸ There they crucified him, and with him two others—one on each side and Jesus in the middle.

¹⁹ Pilate had a notice prepared and fastened to the cross. It read: Jesus of Nazareth, the king of the Jews. ²⁰ Many of the Jews read this sign, for the place where Jesus was crucified was near the city, and the sign was written in Aramaic, Latin and Greek. ²¹ The chief priests of the Jews protested to Pilate, "Do not write 'The King of the Jews,' but that this man claimed to be king of the Jews."

²² Pilate answered, "What I have written, I have written."

²³ When the soldiers crucified Jesus, they took his clothes, dividing them into four shares, one for each of them, with the undergarment remaining. This garment was seamless, woven in one piece from top to bottom.

²⁴ "Let's not tear it," they said to one another. "Let's decide by lot who will get it."

This happened that the scripture might be fulfilled that said,

"They divided my clothes among them
and cast lots for my garment."

So this is what the soldiers did.

²⁵ Near the cross of Jesus stood his mother, his mother's sister, Mary the wife of Clopas, and Mary Magdalene. ²⁶ When Jesus saw his mother there, and the disciple whom he loved standing nearby, he said to her, "Woman, here is your son," ²⁷ and to the disciple, "Here is your mother." From that time on, this disciple took her into his home.

²⁸ Later, knowing that everything had now been finished, and so that Scripture would be fulfilled, Jesus said, "I am thirsty." ²⁹ A jar of wine vinegar was there, so they soaked a sponge in it, put the sponge on a stalk of the hyssop plant, and lifted it to Jesus' lips. ³⁰ When he had received the drink, Jesus said, "It is finished." With that, he bowed his head and gave up his spirit.

JESUS TAKES AWAY SIN INSTRUCTION PAGE

1. Fold the paper towel in half.
2. Using a permanent marker, draw a heart shape on the top layer.
3. Scribble on the bottom layer with washable markers.



4. Drop the paper towel in the water. The water will initially show through the front of the heart but eventually wash out of the paper towel.



SATURDAY, APRIL 11



LESSON: JOY COMES IN THE MORNING

SCRIPTURE: MATTHEW 12:39-41, 27:62-66; PSALM 30:5

SUPPLIES:

- Journey of Jesus Map and Jesus Figure
- Painters tape or masking tape
- Sidewalk chalk

JOURNEY OF JESUS MAP:

Your Jesus Figure begins on the CRUCIFIXION | GOOD FRIDAY spot for today's devotional. The Journey of Jesus Map can also be used to remember the previous days' devotional lessons.

DEVOTIONAL:

Begin by reading the first two scripture passages (Matthew 12:39-41 and 27:62-66) from the Bible (or see the scripture references.)

The verses in Matthew 12 once again show Jesus being questioned by the rule followers (the Pharisees). They do not believe that Jesus is the Messiah. And they ask for a sign. Jesus promises them a sign even greater than Jonah in the belly of the fish for three days and three nights. The resurrection of Jesus will be the greatest sign of all the ages.

After Jesus died, the Pharisees and chief priests remembered the words of Jesus saying he would rise again. And they went to Pilate with this concern.

- Why did Pilate place a guard outside the tomb of Jesus?

Even though they had a hard time believing that Jesus was truly the Messiah, they weren't taking any chances,

But we know what is about to happen!

Read Psalm 30:5.

*For his anger lasts only a moment,
but his favor lasts a lifetime;
weeping may stay for the night,
but rejoicing comes in the morning.*

We know that joy comes in the morning!

Move your Jesus Figure to the JOY COMES IN THE MORNING spot on the Journey of Jesus Map.

ACTIVITY:


Lily Delivery

- If you are able, get a lily and deliver it to someone's doorstep with the following verse attached along with a note.
 - Joy comes in the morning. – Psalm 30:5

ACTIVITY:

Stained Glass Cross

- Supplies
 - Painters tape or masking tape
 - Sidewalk chalk
- Directions
 - Much like the “stained glass” sidewalk chalk drawings, this will be a variation on this creating a stained glass cross on your sidewalk using sidewalk chalk and tape.
 - Create a cross outline using your tape, and then tape additional pieces across the cross so that it will create a “stained glass” effect on the cross.
 - Use your sidewalk chalk to color in the pieces and then remove the tape.
 - Write “Joy comes in the morning” – Psalm 30:5 beside your cross.



PRAYER:

Thank God that the joy of Jesus exists and that the story doesn't end with the death of Jesus, but that the story keeps going.

SCRIPTURE REFERENCE:

Matthew 12:39-41

³⁹ He answered, "A wicked and adulterous generation asks for a sign! But none will be given it except the sign of the prophet Jonah. ⁴⁰ For as Jonah was three days and three nights in the belly of a huge fish, so the Son of Man will be three days and three nights in the heart of the earth. ⁴¹ The men of Nineveh will stand up at the judgment with this generation and condemn it; for they repented at the preaching of Jonah, and now something greater than Jonah is here.

Matthew 27:62-66

⁶² The next day, the one after Preparation Day, the chief priests and the Pharisees went to Pilate. ⁶³ "Sir," they said, "we remember that while he was still alive that deceiver said, 'After three days I will rise again.' ⁶⁴ So give the order for the tomb to be made secure until the third day. Otherwise, his disciples may come and steal the body and tell the people that he has been raised from the dead. This last deception will be worse than the first."

⁶⁵ "Take a guard," Pilate answered. "Go, make the tomb as secure as you know how." ⁶⁶ So they went and made the tomb secure by putting a seal on the stone and posting the guard.

Psalm 30:5

For his anger lasts only a moment,
but his favor lasts a lifetime;
weeping may stay for the night,
but rejoicing comes in the morning.

SUNDAY, APRIL 12



LESSON: THE RESURRECTION

SCRIPTURE: JOHN 20:1-18

SUPPLIES:

- Journey of Jesus Map and Jesus Figure
- For the Resurrection Eggs Activity
 - 12 plastic eggs
 - Permanent marker
 - Scripture slips (attached pages)
 - OPTIONAL TRINKETS (these trinkets can be placed in the eggs or only the scripture slips can be used)
 - A small blade of grass to represent a palm branch at Jesus' triumphal entry.
 - 3 quarters to represent the 30 pieces of silver that Judas Iscariot received
 - A cracker to represent the Last Supper
 - A tiny piece of paper rolled into a scroll to represent Jesus' prayer in the garden
 - A piece of rope or yarn to represent the soldier's whipping Jesus
 - A thorn to represent the crown of thorns
 - 2 small nails to represent the nails and the cross
 - Mini dice to represent the soldier's casting lots for Jesus' clothes
 - A toothpick with one end broken off to represent the spear piercing Jesus' side
 - A piece thin white fabric to represent Jesus being wrapped in a clean linen cloth
 - A rock to represent the stone rolled in front of the tomb
 - The final egg is empty to represent the empty tomb.
- For the Empty Tomb Rolls Activity
 - 1 10-ounce package jumbo refrigerated crescent rolls
 - ¼ cup sugar
 - 1 TBSP ground cinnamon
 - 8 large marshmallows
 - ¼ cup butter, melted

JOURNEY OF JESUS MAP:

Your Jesus Figure begins on the JOY COMES IN THE MORNING spot for today's devotional. The Journey of Jesus Map can also be used to remember the previous days' devotional lessons.

DEVOTIONAL:

Begin by either reading the story of the Triumphal Entry in the Bible, in a Bible Storybook, or watch it using the attached video.

- Bible: John 20:1-18
- *The Jesus Storybook Bible*: "God's Wonderful Surprise" – p. 310
- *The Beginner's Bible*: "Jesus Is Risen!" – p. 453
- Video: <https://www.youtube.com/watch?v=HL8R158Ujp4&t=180s> – Start this video at the 3m50s mark.

This is the greatest part of the story. This is the part of the story that is the reason for the day.

- Why wasn't Jesus in the tomb?
- Who was the first person to realize that Jesus was not in the grave?
- How did Mary Magdalene react to finding Jesus missing? Why do you think she was crying?
- What happened to our relationship with God because Jesus suffered and died on the cross and then rose from the dead?

We have been given so much through the death, burial, and resurrection of Jesus. Therefore, we must be willing to make sure that everyone from one end of the earth to the other has the same opportunity to know Christ and have a relationship with him. This is GOOD News for Everyone! And we should want to share it with everyone we can!

Move your Jesus Figure to the RESURRECTION spot on the Journey of Jesus Map.

ACTIVITY:

Simple Resurrection Eggs

- Link: https://savingdollarsandsense.com/homemade-resurrection-eggs-prints/#_a5y_p=1465116
- Supplies
 - 12 plastic eggs
 - Permanent marker
 - Scripture slips (attached pages)
 - Optional trinkets (these trinkets can be placed in the eggs or only the scripture slips can be used)

- A small blade of grass to represent a palm branch at Jesus' triumphal entry.
- 3 quarters to represent the 30 pieces of silver that Judas Iscariot received
- A cracker to represent the Last Supper
- A tiny piece of paper rolled into a scroll to represent Jesus' prayer in the garden
- A piece of rope or yarn to represent the soldier's whipping Jesus
- A thorn to represent the crown of thorns
- 2 small nails to represent the nails and the cross
- Mini dice to represent the soldier's casting lots for Jesus' clothes
- A toothpick with one end broken off to represent the spear piercing Jesus' side
- A piece thin white fabric to represent Jesus being wrapped in a clean linen cloth
- A rock to represent the stone rolled in front of the tomb
- The final egg is empty to represent the empty tomb.
- Directions
 - Create your set of resurrection eggs and then use them to review the story. These are especially good for young kids.

ACTIVITY:

Empty Tomb Rolls

- Link: <https://www.aroundmyfamilytable.com/empty-tomb-rolls-2/>
- Supplies
 - 1 10-ounce package jumbo refrigerated crescent rolls
 - ¼ cup sugar
 - 1 TBSP ground cinnamon
 - 8 large marshmallows
 - ¼ cup butter, melted
- Directions
 - Preheat oven to 375 degrees. Prepare muffin pan (preferably jumbo muffin pan) with non-stick cooking spray.
 - Separate rolls into eight triangles and set aside. Combine sugar and cinnamon in a small bowl.
 - Dip each marshmallow into butter, then roll in cinnamon-sugar and place on a triangle dough. Pinch dough around marshmallow, sealing all edges. **Make sure to seal well or all the marshmallow will escape.**
 - Dip tops of dough into the remaining butter and then into the cinnamon-sugar. Place roll with the sugar side up into prepared muffin cups.
 - Bake at 375 degrees for 13 - 15 minutes. Eat warm.
- Lesson Story

- Read the Easter story from the Bible found in Matthew 27-28, Mark 15-16, Luke 23-24, and/or John 19-20.
- Jesus is represented by the marshmallow.
- After Jesus died on the cross he was wrapped in linen and they used burial spices and oils on him.
- Then Jesus was put into the tomb. The crescent roll dough represents the tomb.
- On the 3rd day Jesus is risen and no longer in tomb. Open cooked roll to find no marshmallow.

PRAYER:

Thank God for the death, burial, and resurrection of Jesus. Thank God for the opportunity to know God and have a relationship with God. Ask God to give you the boldness to share this story with others.

SCRIPTURE REFERENCE:

John 20:1-18

¹Early on the first day of the week, while it was still dark, Mary Magdalene went to the tomb and saw that the stone had been removed from the entrance. ²So she came running to Simon Peter and the other disciple, the one Jesus loved, and said, "They have taken the Lord out of the tomb, and we don't know where they have put him!"

³So Peter and the other disciple started for the tomb. ⁴Both were running, but the other disciple outran Peter and reached the tomb first. ⁵He bent over and looked in at the strips of linen lying there but did not go in. ⁶Then Simon Peter came along behind him and went straight into the tomb. He saw the strips of linen lying there, ⁷as well as the cloth that had been wrapped around Jesus' head. The cloth was still lying in its place, separate from the linen. ⁸Finally the other disciple, who had reached the tomb first, also went inside. He saw and believed. ⁹(They still did not understand from Scripture that Jesus had to rise from the dead.) ¹⁰Then the disciples went back to where they were staying.

¹¹Now Mary stood outside the tomb crying. As she wept, she bent over to look into the tomb ¹²and saw two angels in white, seated where Jesus' body had been, one at the head and the other at the foot.

¹³They asked her, "Woman, why are you crying?"

“They have taken my Lord away,” she said, “and I don’t know where they have put him.” ¹⁴ At this, she turned around and saw Jesus standing there, but she did not realize that it was Jesus.

¹⁵ He asked her, “Woman, why are you crying? Who is it you are looking for?”

Thinking he was the gardener, she said, “Sir, if you have carried him away, tell me where you have put him, and I will get him.”

¹⁶ Jesus said to her, “Mary.”

She turned toward him and cried out in Aramaic, “Rabboni!” (which means “Teacher”).

¹⁷ Jesus said, “Do not hold on to me, for I have not yet ascended to the Father. Go instead to my brothers and tell them, ‘I am ascending to my Father and your Father, to my God and your God.’”

¹⁸ Mary Magdalene went to the disciples with the news: “I have seen the Lord!” And she told them that he had said these things to her.

2. SILVER COINS (DIMES)

Matthew 26: 14-15: Then one of the twelve, called Judas Iscariot, went to the chief priests and said, "What are you willing to give me if I deliver Him to you?" And they counted out to him thirty pieces of silver.

Item: 3 Dimes

1. PALM BRANCH

Matthew 21 :9: Then the multitudes who went before and those who followed cried out, saying: "Hosanna to the Son of David! 'Blessed is He who comes in the name of the Lord!' Hosanna in the highest!"

Item: Blade of Grass

4. PRAYING HANDS

Matthew 26:39: He went a little farther and fell on His face, and prayed, saying, "O My Father, if it is possible, let this cup pass from Me; nevertheless, not as I will, but as You will."

Item: Scroll (rolled up paper)

3. LAST SUPPER

Matthew 26:26-28: And as they were eating, Jesus took bread, blessed and broke it, and gave it to the disciples and said, "Take, eat; this is My body." Then He took the cup, and gave thanks, and gave it to them, saying, "Drink from it, all of you."

Item: Cracker

6. CROWN OF THORNS

Matthew 27:29: When they had twisted a crown of thorns, they put it on His head, and a reed in His right hand. And they bowed the knee before Him and mocked Him, saying, "Hail, King of the Jews!"

Item: Scroll (rolled up paper)

5. WHIP

Mark 15: 15: So Pilate, wanting to gratify the crowd, released Barabbas to them; and he delivered Jesus, after he had scourged Him, to be crucified.

Item: Piece of Rope

8. DICE

Matthew 27:35: Then they crucified Him, and divided His garments, casting lots, that it might be fulfilled which was spoken by the prophet."

Item: Mini Dice

7. NAILS

Matthew 27:31: And when they had mocked Him, they took the robe off Him, put His own clothes on Him, and led Him away to be crucified .

Item: 2 Small Nails

10. Linen

Matthew 27:59: When Joseph had taken the body, he wrapped it in a clean linen cloth and laid it in his new tomb which he had hewn out of the rock; and he rolled a large stone against the door of the tomb, and departed .

Item: Piece of Fabric

9. SPEAR

John 19:34: But when they came to Jesus and saw that He was already dead, they did not break His legs. But one of the soldiers pierced His side with a spear, and immediately blood and water came out .

Item: Toothpick

12. EMPTY TOMB

Matthew 28:25: But the angel answered and said to the women, "Do not be afraid, for I know that you seek Jesus who was crucified. He is not here; for He is risen, as He said. Come, see the place where the Lord lay .

Item: Empty Egg (no item)

11. STONE

Matthew 27:66: Pilate said to them, "You have a guard; go your way, make it as secure as you know now." So they went and made the tomb secure, sealing the stone and setting the guard .

Item: Small Rock